


2018 - 2019



Baseball
Coaches
Packet

TABLE OF CONTENTS

The Interscholastic Baseball Program February (Online)

Baseball Bulletin	3
Rule Clinic Schedule	6
Rule 127-3-19-Baseball	7
NOCSAE Helmet Information	8
Baseball Lineup Card	12
State Tournament Program Information (High School Only)	14
Baseball Coach Information Sheet	15
My PIN! How Do I Get It? (High School Only)	16
Entering Coaches Evaluations Online(High School Only)	16
Coaching Reminders	17
Practice Rule/WVSSAC Rule 127-2-13	18
Ejection Rule/Bench Clearing Policy	19
WVSSAC Return To Play/Concussion Protocol	20
NFHS-A Parent’s Guide to Concussion in Sports	21
Concussions	25
NFHS Concussion In Sports-What You Need To Know	26
Recruitment and Suspension Guidelines	27
Spectator Support Information	28
Game Suspension Guidelines (Lightning)	29
Body Fluids Handling Procedures	30
Ways to Prevent Skin Infections	32
Measures for Preventing Staphylococcal Skin Infections	33
WV Department of Health and Human Resources (MRSA)	34
WVSSAC Heat Acclimatization and Heat Illness Prevention Position Statement	36
NFHS Heat Illness Prevention	37
Heat Index	38
A Fact Sheet for Parents - Concussions	39
WVSSAC Concussion Report	40
Sudden Cardiac Arrest Awareness	41
Ten Legal Duties	42
Avoid Opioid Addiction	43
Emergency Action Plan	44

For additional information related to sports medicine issues concerning athletic participation, please click the “Sports Medicine” tab on the opening page of our website.

WEST VIRGINIA SECONDARY SCHOOL ACTIVITIES COMMISSION

2875 Staunton Turnpike, Parkersburg, WV 26104-7219



TELEPHONE: 304-485-5494
FAX NUMBER: 304-428-5431

E-MAIL: wvssac@wvssac.org
WEB SITE: www.wvssac.org



BULLETIN

TO: Baseball Coaches
FROM: Greg Reed, Assistant Executive Director
DATE: January 2019
SUBJECT: 2018-2019 Baseball

The following special points of emphasis are presented for the coming season:

1. Important dates for Baseball. (Refer to ***The Interscholastic***)
2. Eligibility Certificates are due online no later than the date of the first contest according to the standardized calendar. **Failure will result in a \$25 fine and forfeit of all contests played.**
3. **WVSSAC Rules Clinics:** The WVSSAC will conduct Baseball Rules Clinics for the 2017-2018 season. Schools sponsoring baseball must be represented by the head coach. A schedule of sites and dates is enclosed.
4. 2018-2019 Baseball Schedules must be posted online by March 6, 2019. Our web address is www.wvssac.org.

Maximum Team Contests: A high school baseball team will be permitted to schedule no more than 32 games.

5. Please review the WVSSAC Baseball Program **online** from the February issue of ***The Interscholastic*** for more information about the baseball program. Carefully review the "Pitching Rule" and Warm-Up Procedure.
6. You will also find enclosed one (1) Baseball Lineup Card to be copied and used for your games. Cards are to be given to the umpire prior to the start of the contest.
7. The WVSSAC adopted baseball for the 2017-2018 season will be the Spalding TF-Pro.
8. **Rules on Wearing Special Equipment and Braces – BASEBALL:** (Refer to ***Rules & Regulations Handbook***) Rule 1, Section 5, Article 5-6, 8-9.
9. **Speed-Up Rule: *Courtesy Runners***

"At anytime, the team at bat may use courtesy runners for the pitcher and/or the catcher." By state association adoption, our state will use the part of the rule that states: "*If a courtesy*

runner is going to be used for the pitcher and/or catcher, they can be inserted at any time when or after the pitcher/catcher gets on base.”

10. The Board of Directors has ruled that tobacco shall not be used during an athletic contest by players, coaches, or officials. In addition, the National Federation Baseball Rules Committee adopted Rule 3-3-1p, which states that “a coach, player, substitute, attendant, or other bench personnel shall not use tobacco or tobacco-like products within the confines of the field.” The penalty requires the umpire to eject the offender from the game. Also, the enforcement of this rule is strongly emphasized during the 2018-2019 season.

11. Coaches’ Ratings of Officials are **ONLINE ONLY**.

- It is the responsibility of the high school varsity coach to rate each official registered with the WVSSAC (all regular season varsity games and all tournament games). Please follow the directions on the online form very carefully. **NOTE – ALL RATINGS OF 4 AND 5 MUST INCLUDE A WRITTEN REPORT.**
- The form is online and should be submitted no later than the mid-season and after the last game. This must be done correctly and on schedule. Failure to comply will carry a \$10.00 per game fine. **Evaluations are due no later than June 29, 2018.** After this date coaches and schools will be blocked from entering evaluations.

The Board of Directors has approved the suspension of any coach who fails to submit these forms or to pay the fine within the designated time line. This organization wants to make every effort not to suspend a coach or impose monetary penalties which affect your school finances. Therefore, if you have a change in your schedule (cancellations, etc.,) update your baseball schedule online.

12. Coaches are responsible for discussing the Bench Clearing Rule and Ejection Policy with all other coaches and players prior to the first contest.

Rule 127-4-3 Code for Interscholastic Athletics - Coaches are hereby notified to carefully review this rule with special emphasis on **3.8 (c)**. The first high school baseball ejection would result in a three (3) game suspension; the first junior high/middle baseball ejection would result in a two (2) game suspension.

Suspension/Recruitment Policies- Carefully review the enclosed rule clarifications and contact me if you have questions.

13. **Head Trauma Guidelines** – Refer to the approved Return to Play/Concussion Protocol. RTP refers to return to play and return to practice. The appropriate health care professional will determine when a concussed athlete may return to participation.

14. **Use of Performance Enhancing Substances by Athletes** – It is the philosophy of the National Federation and the WVSSAC that students be encouraged and supported in their efforts to develop and maintain a healthy lifestyle. In promotion of safety and healthy lifestyles, the WVSSAC Sports Medicine Committee requests that coaches assume the responsibility of informing athletes that the uses of such substances should be discontinued especially during the times when dehydration may occur due to potential life threatening consequences. The committee further encourages all athletic trainers to support coaches in promoting healthy lifestyles.
15. **Injury/Participation Procedure at WVSSAC Championship Events** – Medical personnel (athletic trainers) will have the jurisdiction concerning the return of a player to competition after an injury. If a parent refuses to follow the determination of the authorized person, a release form must be signed. Athletic trainers will receive additional information at Rules Clinics.
16. The WVSSAC is actively involved in promoting good sportsmanship in all of our sport programs. I encourage you to promote good sportsmanship by informing parents and athletes of the importance of supporting this concept. Please review the sportsmanship section of the ***Rules & Regulations Handbook*** with your team. I ask that you lead by example.
17. **All coaches for each sport are required to complete an Emergency Action Plan (Senate Bill 40). This must be completed online - See your Athletic Director for further information.**

**Coaches are asked to carefully review the
Spectator Support Information with players, fans, and parents.**

National Federation Part I Rules Examination - No longer required for coaches.

GR/ag

**2018-2019
BASEBALL RULES CLINICS**

<u>DATE</u>	<u>LOCATION</u>	<u>TIME</u>	<u>COORDINATOR</u>
Jan. 25	Charleston Catholic Athletic Complex	1:00 p.m.	Greg Reed
Jan. 26	Interpreters' Clinic Parkersburg (WVSSAC)	9:00 a.m.	Greg Reed
Jan. 26	WVSSAC Office	9:00 a.m.	Greg Reed
Jan. 28	Logan H. S.	6:00 p.m.	Brian Atkinson
Jan. 29	Huntington H. S.	6:00 p.m.	Bruce Senior
Jan. 31	Wheeling Park H. S.	6:00 p.m.	Dwaine Rodgers
Feb. 2	Martinsburg H. S.	9:00 a.m.	David Walker
Feb. 2	Frankfort H. S.	12:30 p.m.	Jay Hesse
Feb. 4	Woodrow Wilson H. S. Beckley	6:00 p.m.	Tim Carrico
Feb. 5	Capital H. S. – Charleston	6:00 p.m.	Ron Wilson
Feb. 7	Robert C. Byrd H. S.	6:00 p.m.	Scott Davis
Feb. 11	*WVSSAC Office *Make-up Clinic - \$10.00 Fee	7:00 p.m.	Greg Reed

SCHOOLS: The **Head Coach** shall be **required** to attend any sports rules clinics which are sponsored by this Commission in his/her coaching assignment. Schools failing to have a head coaching position filled at the time of the clinic will be required to have a school representative present at the rules clinic. An individual can only represent one school unless he/she is head coach at both schools. In a 9-12 school, both the varsity and 9th grade coach are required to attend. Failure to have a representative at one of the above clinics will result in a \$50.00 fine.

The clinic attendance requirement will not be granted if the coach or representative is late in excess of 10 minutes.

§127-3-19. Baseball.

19.1. Rules: Baseball rules published by the NFHS are the official rules for all interscholastic competition unless otherwise provided by Commission modifications. (Revised 2010-11)

19.2. Organized Team Practice: Organized team practice will begin Monday of Week 35 and the first contest may be played on Wednesday of Week 37.

19.3. Length of Season: The baseball season ends for each team by WVSSAC tournament elimination.

19.4. Maximum Team Contests: A baseball team is permitted to play no more than 32 games exclusive of sectional, regional, and state tournament contests.

19.5. Scrimmages: Teams may conduct two baseball scrimmages with another high school. (See Glossary.)

19.6. Individual students of a team must have practiced on 14 separate days, exclusive of the day of a contest, before participating in an interscholastic contest.

19.7. Student Participation:

19.7.a. A student may not play or practice on a non-school baseball team while a member of the school team.

19.7.b. A student shall not participate in more than 32 games in one season, exclusive of sectional, regional, and state tournament contests. Serving as a “courtesy or pinch runner” is not considered “participation” in a game.

19.8. During the sport season, a student may accept awards only in WVSSAC sanctioned events. Awards must comply with §127-3-5. Outside the sport season, students may accept only compliant awards in non-sanctioned events.

19.9. Middle Schools — The above will apply for middle schools with following adaptations: (Revised 2018-19)

19.9.a. Middle school teams may play 18 games including tournaments sanctioned by the WVSSAC.

19.9.b. Middle school season will be completed by Saturday of Week 45.

19.9.c. Middle school teams are permitted one scrimmage. (See Glossary.)

NOCSAE Manual Helmet Information

NOCSAE Licensed Reconditioners

Licensed reconditioners themselves test used helmets to the original standard applicable when the helmet was new.

The NOCSAE helmet standards are voluntary test standards that have been developed to reduce head injuries by establishing requirements of impact attenuation for football helmets/face masks, baseball/softball batting helmets, baseballs and softballs, and lacrosse helmets/face masks. These standards are adopted by various regulatory bodies for sports, including the National Collegiate Athletic Association (NCAA) and the National Federation of State High School Associations (NFHS).

NOCSAE continually studies all types of helmets and test conditions, and the severity of the tests will be changed when credible evidence is presented that such changes will affect injury reduction.

The NOCSAE helmet standard is not a warranty, but simply a statement that a particular helmet met the requirements of performance tests when it was manufactured or reconditioned. For football helmets, NOCSAE does recommend that the consumer adhere to a program of periodically having used helmets recertified. Because of the difference in the amount and intensity of usage on each helmet, the consumer should use discretion regarding the frequency with which certain helmets are to be recertified.

Those helmets which meet the NOCSAE standard must bear the seal, "Meets NOCSAE standards" and the logo for that type of helmet. The seal and the logo are permanently branded on the outside rear portion of the helmet.

The NOCSAE standard does not require the use of specific brand name replacement parts when helmets are reconditioned. Neither the test nor the performance standard call for any specific materials or designs. The standard speaks only to the performance of the helmet when new, or after reconditioning and recertification.

NOCSAE Licensed Reconditioners

(List Available: <http://www.naera.net/members.htm>)

ACE RECONDITIONERS

ADAMS, U.S.A.

ALL SPORT SERVICES

ATHLETIC EQUIPMENT REPAIR CORP

ATHLETIC RECONDITIONING, INC.

ATHLETIC SUPPLY

AUSTIN ATHLETIC MFG. CO.

CAPITOL VARSITY SPORTS

CLEAN GEAR USA

CONTINENTAL ATHLETICS

E&R ATHLETICS

EXECUTIVE DIRECTOR

GRIDIRON, INC.

GUNTHERS ATHLETIC SERVICE

HARCO RECONDITIONERS

J&H ATHLETIC EQUIPMENT RECONDITIONING

MAXLETCS SPORTS LLC

MERCURY SPORTS

PROLINE, INC

RIDDELL/ALL AMERICAN

SCHUTT SPORTS

SPORT SYSTEMS, INC.

SCHUTT RECONDITIONING EASTON

SPORTSMAN'S RECONDITIONING

STADIUM SYSTEM, INC.

SUNVALCO ATHLETIC

TUCKER MFG CO, INC.


XENITH

NOCSAE Catcher's Helmet and Mask Certification Information

Beginning January 1, 2003, the NOCSAE standard for a catcher's headgear is in effect. The NOCSAE standard for a catcher's helmet and mask only applies to products where the helmet and face guard (mask) are attached together by some means, either permanent means or something as simple as Velcro. It is not possible for a catcher's face guard (mask) or a catcher's helmet to be NOCSAE tested and certified as individual units. If however these individual units are used together in a combination intended by the manufacturer(s), they have to be tested together to the NOCSAE standard in that combination in order to be legal. Remember the face guard (mask) portion must attach to the helmet, and only the helmets will have the NOCSAE stamp. This means that it will be virtually impossible for umpires on the field to determine if different manufactured components have been tested and certified together.

If the umpires have any doubt regarding the legality of any combination, then the umpires shall require the head coach to provide written documentation verifying the legality of that combination in question. The written verification shall include a statement indicating that the individually manufactured components of the combination have been tested and certified together as called for in the standard. Any helmet and mask combination that has been manufactured together as a single unit (hockey style helmets) and has been certified to meet the NOCSAE standard will have their stamp on it. Umpires can then tell if it is a legal helmet by the identifying stamp.

Manufacturer Certifies



Baseball/Softball Catcher's Helmet

The NOCSAE® Baseball/Softball Catcher's Helmet standard was first published in 1998. Manufacturers began making helmets to meet the NOCSAE® standard in January 1999.

This new standard requires a "full coverage" helmet with a faceguard attached. It is possible to use a helmet from one manufacturer with another manufacturer's faceguard, provided they are attached in some manner and the resulting particular combination is tested as a unit and found to meet the standard. This information should be provided in the literature that accompanies each product. The information stating that a particular combination meets the standard is required to be included in the literature for each of those components.

The consumer can readily identify certified helmets and faceguards by the seal "Manufacturer Certifies Meets NOCSAE Standard®" permanently affixed on the outside portion of each helmet. The standard applies to both traditional helmet and mask combinations, as well as the newer single piece design.

Lacrosse

A standard for the lacrosse helmet and facemask was published by NOCSAE® in 1986, and was adopted by the NCAA, the National Federation of State High School Associations (NFHS) and other regulatory groups. The consumer can readily identify certified helmets by the seal "Manufacturer Certifies Meets NOCSAE Standard®" permanently affixed on the outside portion of each helmet.

Ice Hockey


NOCSAE published a standard for Ice Hockey helmets in 2004, following research into the performance of Ice hockey helmets when tested to the NOCSAE lacrosse helmet standard. Although there are many similarities between the play in lacrosse and ice hockey, including the use of a stick and an object propelled at very high velocities, there are unique impact risks with each sport, not the least of which is the presence of very hard surfaces in ice hockey. The standard has not yet been incorporated into the rules of play for any governing body, but an organization that certifies ice hockey equipment is considering whether to utilize this standard as part of its independent certification process.

Polo

A Polo helmet standard was first published by Dr. Voigt Hodgson in the early 1980s. That standard was revised and republished in 2004, with clarifications and modifications. Though the sport is played by a small number of participants, polo riders face extreme head injury risks from mallets and balls, as well as falls from their horses.

Helmet Logos

The helmet logos that must be displayed on the rear outside portions of all certified helmets are as shown:



Baseball/Softball Batter's or Catcher's Helmet

A number of guidelines are in place, to assist persons responsible for the inspection of and repair/maintenance of helmets. The following list is not intended to cover every observation. It is recommended that a periodic inspection be made of all helmets.

Suggested Inspection Check List

EXTERIOR:

Check helmet fit for agreement with manufacturer's instructions and procedures

Examine shell for cracks, particularly noting any cracks around holes (where most cracks start) Replace any shells that have cracked.

DO NOT USE A HELMET WITH A CRACKED SHELL.

Examine all mounting rivets, screws, Velcro® and snaps for breakage distortion and/or looseness Repair as necessary.

Read instructions provided by manufacturer regarding care and maintenance procedures Always follow these instructions

If the helmet has a facemask attached, make sure it is a mask that has been certified to that particular helmet. A list of matched helmets should be provided with the facemask when purchased. unless the mask came with the helmet as a new set

CAUTION:

Only paints, waxes, decals or cleaning agents approved by the manufacturer are to be used on any helmet. It is possible to get a severe or delayed reaction by using unauthorized materials, which could permanently damage the helmet shell and affect its performance and durability.

LAYERS:

Inspect your particular helmet prior to each usage as follows:

EXTERIOR: Padded Style

Check foam padding for proper placement and any deterioration. Check for cracks in the vinyl/rubber covering of air, foam and liquid padded helmets.

Check that the protective system or foam padding has not been altered or removed

- 3 Examine for helmet completeness and replace any liner parts which are missing or have become damaged or deteriorated
- 4 Replace jaw pads when damaged. Check for proper installation and fit.

If any of the above inspections indicate a need for repair and/or replacement notify your coach immediately. This is your responsibility.

**NEVER WEAR
A DAMAGED HELMET!**

Other Considerations

In addition to compliance with the testing protocol and performance standards, NOCSAE® recommends that a helmet inventory system be adopted so that the age, usage and reconditioning frequency for each helmet can be followed. It is also recommended that football and lacrosse helmets be reconditioned and recertified as frequently as is feasible, depending on usage, condition and age of the helmet.

There is no NOCSAE standard that requires recertification of any helmet. Some helmet manufacturers may require that their helmets be reconditioned and recertified on a particular frequency as a condition of maintaining warranty coverage, or to extend the useful life of the helmet, but such recertification is not required or mandated by NOCSAE

NOCSAE NON-HELMET STANDARDS

Soccer Shinguards

In 2002, at the request of the NCAA and the NFHS, NOCSAE began investigating the performance parameters for soccer shinguards as related to impact forces experienced in games and practices, as well as lower leg coverage and fit. Following a long review and comment period, a final standard was published in June 2006, and became effective in June 2007

Initially the standard was incorporated into the rules of play from the NCAA and the NFHS, and as of the fall of 2008, shinguards certified to the NOCSAE standard will be required for all participants in games governed by the published rules of the NCAA and the NFHS

SOFTBALL OR BASEBALL LINEUP CARD

School: _____

Opponent: _____

(Circle One)

Date: _____ Home Visitor

Order	Pos.	No.	STARTERS	No.	SUBSTITUTES
			Name		Name
1					
2					
3					
4					
5					
6					
7					
8					
9					

SOFTBALL OR BASEBALL LINEUP CARD

School: _____

Opponent: _____

(Circle One)

Date: _____ Home Visitor

Order	Pos.	No.	STARTERS	No.	SUBSTITUTES
			Name		Name
1					
2					
3					
4					
5					
6					
7					
8					
9					

SOFTBALL OR BASEBALL LINEUP CARD

School: _____

Opponent: _____

(Circle One)

Date: _____ Home Visitor

Order	Pos.	No.	STARTERS	No.	SUBSTITUTES
			Name		Name
1					
2					
3					
4					
5					
6					
7					
8					
9					

SOFTBALL OR BASEBALL LINEUP CARD

School: _____

Opponent: _____

(Circle One)

Date: _____ Home Visitor

Order	Pos.	No.	STARTERS	No.	SUBSTITUTES
			Name		Name
1					
2					
3					
4					
5					
6					
7					
8					
9					

WEST VIRGINIA SECONDARY SCHOOL
 ACTIVITIES COMMISSION
 2875 Staunton Turnpike
 Parkersburg, WV 26104

SUBSTITUTES	
No.	Name

ALL OF MY PLAYERS ARE EQUIPPED
 ACCORDING TO THE RULES

Signature of Coach _____
 Umpire to complete at conclusion or point of suspension

Time Started _____ Ended _____ Innings _____
 Score _____ Signature _____

CONFERENCES

1 2 3 4 5 6 7 8 9

OFFENSE									
DEFENSE									

WEST VIRGINIA SECONDARY SCHOOL
 ACTIVITIES COMMISSION
 2875 Staunton Turnpike
 Parkersburg, WV 26104

SUBSTITUTES	
No.	Name

ALL OF MY PLAYERS ARE EQUIPPED
 ACCORDING TO THE RULES

Signature of Coach _____
 Umpire to complete at conclusion or point of suspension

Time Started _____ Ended _____ Innings _____
 Score _____ Signature _____

CONFERENCES

1 2 3 4 5 6 7 8 9

OFFENSE									
DEFENSE									

WEST VIRGINIA SECONDARY SCHOOL
 ACTIVITIES COMMISSION
 2875 Staunton Turnpike
 Parkersburg, WV 26104

SUBSTITUTES	
No.	Name

ALL OF MY PLAYERS ARE EQUIPPED
 ACCORDING TO THE RULES

Signature of Coach _____
 Umpire to complete at conclusion or point of suspension

Time Started _____ Ended _____ Innings _____
 Score _____ Signature _____

CONFERENCES

1 2 3 4 5 6 7 8 9

OFFENSE									
DEFENSE									

WEST VIRGINIA SECONDARY SCHOOL
 ACTIVITIES COMMISSION
 2875 Staunton Turnpike
 Parkersburg, WV 26104

SUBSTITUTES	
No.	Name

ALL OF MY PLAYERS ARE EQUIPPED
 ACCORDING TO THE RULES

Signature of Coach _____
 Umpire to complete at conclusion or point of suspension

Time Started _____ Ended _____ Innings _____
 Score _____ Signature _____

CONFERENCES

1 2 3 4 5 6 7 8 9

OFFENSE									
DEFENSE									

State Tournament Program Information

Goal: *To provide a quality program for all championship events*

What: *Baseball State Championship Program*

Deadline: *May 23, 2019 - Noon (No extensions after Noon deadline)*

(The WVSSAC office is closed on May 27, 2019 - Be sure to meet the May 23rd deadline)

Required Online Submission Only - (School Information-Roster-Schedule)

- ✓ Go to www.wvssac.org click on Admin Login in the upper left corner of homepage
- ✓ Type in your Username and Password as the School Administrator in the appropriate sections and click on Login
- ✓ Click on Submit Rosters. Under Program select Senior and select Baseball.
- ✓ Complete the School Information and head coaches information. Click Update/Continue
- ✓ Click the Sync button and enter the information requested, then save by clicking the Update/Save Roster button. Always view your roster for accuracy.
- ✓ If a student is not dressing for the tournament just omit their number or make student inactive.
- ✓ If you don't find a student, go to the Eligibility Certificate Form and add the name and return to the Roster and click Sync button. **Note:** The Sync button feature has been added to update all names on the active Eligibility Certificate Form. Check for accuracy. Save all changes to your eligibility certificate and roster.
- ✓ Click on the Back to Main Menu button then click on the Submit Schedules link to update your schedule
- ✓ Click on Quick Post Scores to enter your scores

Required Items for a Team Page:

School Information, Head Coach Information, Roster Information. Update/complete online - Printer will use this for the Program Page.

Team Picture

Individual Head Coaches' Picture

Page Sponsor - Please contact a business or the boosters club concerning sponsoring this page. Ad is about the size of a business card which often times is used.

Team Page Cost - \$125 - Make checks payable to WVSSAC. Indicate sport & school in memo section of check.

When emailing the team/coach pictures and page sponsor, please enter the school name (No Abbreviations, please) and sport in the subject line of the email.

Submit To: *Katelyn Enoch*
WVSSAC
2875 Staunton Turnpike
Parkersburg, WV 26104
Phone (304) 485-5494 Fax (304) 428-5431
Email: katelyn.enoch@wvssac.org



Refer to the previous page
for instructions on
filling out coaching and team
information online.



My PIN/Password! How Do I Get It? - High School Coaches Only!

For High School Sports: Football, Volleyball, Soccer, Basketball, Wrestling, Softball and Baseball

1. Go to www.wvssac.org
2. Go to Admin Login (Located in the left-hand corner of the homepage)
3. If you have not logged into the new site to request a PIN; in the Username and Password section enter wvcoach. Click on Log In
4. On the Create New Coach Account page:
 - a. Select your School from the drop down box
 - b. Enter your First Name
 - c. Enter your Last Name
 - d. Enter your Email Address
 - e. Select your Sport from the drop down box
 - f. Click on Create Coach Account button
 - g. A page will display your PIN/Password. Your PIN/Password are the same. **Keep this information because we will not be able to retrieve your PIN/Password.**

REMEMBER: DO NOT USE PIN FROM LAST YEAR

Entering Coaches Evaluations Online

- Step 1 - Go to www.wvssac.org
- Step 2 - Go to Admin Login (Located in the left-hand corner of the homepage)
- Step 3 - Enter in your PIN/Password in the Username and Password section. Click on Log In.
- Step 4 - You are now on the Coach's Management Page.
- Step 5 - Select "Submit Coach's Evaluation of Officials"
- Step 6 - Select Opposing School (Note: For Out-of-State or Non-Member Schools select "Non-Member School section)
- Step 7 - Enter "Score"
- Step 8 - Enter "Game Date"
- Step 9 - Check "Certified by Head Coach"
- Step 10 - Enter the Officials' Registration Number
- Step 11 - Select "Position"
- Step 12 - Then Rate the Official
- Step 13 - Repeat steps 10-12 until all officials for that contest have been rated
- Step 14 - Click "Submit"
- Step 15 - You will return to the Coach Management Page and select "Submit Coach's Evaluation of Officials" for your next contest/game.

Coaches must evaluate officials in all contests, meets or matches. Failure to evaluate officials will result in fine(s), suspension and C&I cards for all school personnel being withheld until fines are paid.

It is also the coaches' responsibility to make sure his/her schedules on the SSAC website are updated on a regular basis and at the end of his/her sports season. If you have questions or concerns, please contact the SSAC office at 304-485-5494.



COACHING REMINDERS



Practice: Team members must have 14 practices on 14 separate days - 5 days sports specific if participating in another sport during the same sports season. A student must have 5 days of practice if coming from one sports season into the next sports season without interruption of school days. Only students enrolled in the specific member school and a member of team is allowed to practice. Rule 127-2-13.

Sunday Contests: Contests or practice on Sunday is prohibited. Practice refers to any group or individual meeting to view films or activity associated with the activity of that sports season. Rule 127-3-14.

Physical Exam: Team members must have Athletic Participation/Parental Consent/Physician's Certificate form completed and on file before beginning practice. Rule 127-3-3. (Must be on or after May 1st)

All-Star Competition: Any student completing athletic eligibility at the end of current school year because of age or completion of semesters of eligibility may play in one (1) all-star game upon conclusion of the season without loss of eligibility for balance of year. Rule 127-3-4.

Awards: Team members can accept awards from school sponsoring a sanctioned event or the school. Wearing apparel, championship rings, equipment, athletic goods that exceeds \$20.00 are prohibited from any source. Rule 127-3-5.

Out of Season Coaching: Coaches may not promote, initiate, organize, supervise or participate in out-of-season events involving students of the same sport as the grade level coaching assignment and preceding grade level except as specified in Rules 127-3-7.2 and 127-3-7.3. Rule 127-3-7.7.

Amateur: Any team member competing for money, receiving any award or prize of monetary value that has not been approved by the WVSSAC, capitalizing on athletic fame or signing a professional playing contract in that sport is prohibited. Rule 127-2-11.

Participation as Ineligible: Any student who participates as ineligible may forfeit eligibility for up to 365 days. Rule 127-2-12.

Non-School Participation: Participation is limited to school teams only with a few exceptions in individual sports provided the school principal approves and no school contests/activities are missed. Participation includes but is not limited to, practice, fund raising, team pictures, tryouts, etc. Rule 127-2-10.

Sanctioning and Travel: A member school shall not enter a contest, tournament, or competition which requires sanctioning until it is approved 30 days prior to the event. Rule 127-3-16.

For complete details regarding the above regulations and those governing team memberships, scholarship, undue influence, age, semester, etc. refer to the **Rules & Regulations Handbook** or at www.wvssac.org.
This is not a comprehensive listing.

§127-2-13. Practice.

13.1. Only students enrolled and eligible to be listed on the eligibility certificate for that sport in the specific member school are allowed to participate in that school's practices. Exceptions - Rules 127-2-3.2, 127-2-3.5 and 127-2-13.6.

13.2. The frequency and length of practice is at the discretion of each member school.

13.3. Member schools of the WVSSAC may practice on any day of the year with the exception of Sunday practice. Rule 127-3-14.2 further clarifies Sunday practice.

13.4. Individual players of a team must have practiced

13.4.a. on 7 SEPARATE days before participating in an interscholastic scrimmage.

13.4.b. on 14 SEPARATE days, exclusive of the day of a contest, before participating in an interscholastic contest. The following sport(s) is exempted from the provisions of this rule: golf.

13.4.c. A student athlete who is absent from practice with their team for non-medical reasons, not under a doctor care, for more than fourteen (14) consecutive days must have the required full fourteen (14) practice days before resuming participation in a contest. Students participating in football must follow the practice progression as set forth in Rule 127-3-23.

13.5. A student shall not be permitted to engage in interscholastic practice until that student has filed with the principal a completed Athletic Participation/Parental Consent/Physician's Certificate Form. Rule 127-3-3 further explains this required form.

13.6. A student academically ineligible may begin practicing 15 school days immediately prior to the date of regaining full eligibility. (All other ineligible students may not practice.)

13.7. If a student has established eligibility in a sport requiring 14 separate days of practice and is continuing to participate in that sport or no school days have lapsed from one sport to another sport in a same season, the student may participate in another sport of the season after completing seven separate days of sport specific practice in the second sport.

13.8. Students participating in a sport(s) in one season must have practiced 14 separate days, exclusive of the day of a contest, to be eligible to participate in a sport in the next season with the following exception: the student has continued to practice or participate in tournament play without an interruption of school days. The student must complete seven separate days of sport specific practice in the second sport.

127-4-3 Code for Interscholastic Athletics

3.7. *Statement of Policy.* Insofar as unsportsmanlike actions by students, school administrators, officials, coaches, faculty members, and spectators are concerned, the identical items under the Sportsmanship Rule along with the following guides will be referred to by the WVSSAC:

3.7.a. The school whose coach behaves in a manner likely to have adverse influence on the attitudes of students or spectators may be provided with the choice of taking disciplinary action against that coach or having the entire school disciplined by the WVSSAC.

3.7.b. Any student who in protest lays hands or attempts to lay hands upon an official may be declared ineligible by the principal or by the WVSSAC for up to one year. Any student who strikes an opponent, coach, or a spectator during or following an athletic event may be declared ineligible by the principal or the WVSSAC for a specified period of time up to one year, depending on the seriousness of the act.

3.7.c. Any coach, student, or bench personnel ejected by an official will be suspended for the remainder of the game, match, meet or contest. The coach, student, or bench personnel ejected by an official will also be suspended in additional contest(s): the suspension will be assessed based upon ten (10) percent of the allowed regular season contests or post season progression in a playoff tournament for each sport. Any tenth of a percentage from .1 to .4 will be a suspension equal to the whole number of the percent. Any tenth from .5 to .9 will be an additional contest added to the whole number. The suspension will include the number of indicated contests in that sport and at that level and all other sport contests in the interim at any level. A second ejection will result in the doubling of the suspension assessed for the first ejection. If an individual is ejected for a third time during the same sport season, the individual will be suspended from participating or coaching for 365 calendar days from the date of ejection. In accordance with rule 127-3-15.3, an individual ejected by an official may not appeal that ejection, or any subsequent suspension that is a consequence of the ejection by an official..

3.7.c.1. Any coach, player or bench personnel who has been ejected shall not be permitted to attend any contest(s) during said suspension. He/she shall not be affiliated with the team in any capacity. This would include but not be limited to transportation to or from the contest, meeting with the team before, during or after said contest. He/she is not permitted to be in sight or sound of said contest venue. Regular practice or team meetings not affiliated with a contest are permitted.

3.7.c.2. If suspensions are imposed to a student or bench personnel at the end of the sport season and no contest remains, the suspension is carried over to that particular sport until the next school year. In the case of a senior student, the penalty will continue to the next WVSSAC sponsored sport.

3.7.c.3. Any coach suspension that cannot be enforced during the sport season in which the ejection occurs will be enforced at the beginning of the next season of that same sport.

3.7.d. In case of spectators physically molesting an official, administrator, coach, or student, the school may be given one of two options: 1) file charges against the offender (s) or 2) accept discipline from the WVSSAC. Any person found guilty of W.Va. Code §61-2-15(a) Assault, Battery on Athletic Officials, while these individuals are working or as a result of working an athletic contest, shall be banned from all WVSSAC athletic events for a minimum of 365 days from the date of being found guilty. The school filing charges shall notify the WVSSAC of the incident and outcome of any legal action.

3.7.e. The school that does not lend complete cooperation in the host school's effort to promote the spirit of good sportsmanship may be disciplined by the WVSSAC.

3.7.f. A coach may be considered as committing unsportsmanlike conduct if they make degrading remarks about officials during or after a game either on the field of play, from the bench, or through any public news media, argues with officials, or goes through motions indicating dislike for a decision, protests the decision and actions of officials pertaining to the game during and after the contest, or detains the official on the field of play following a game to request a ruling or explanation of some phase of the game. If a coach feels he/she has a legitimate criticism of a penalty call or a request for a rule interpretation, such criticism or request should be made in the privacy of the coach's office or the official's quarters and should be made in a courteous manner.

3.7.g. A student or team attendant shall not leave the bench area, team box area, or their designated off-field area during a game or contest other than during that time permitted by game or contest rules. A coach shall not leave the bench area, team box area, or the designated off-field area during a game or contest other than during that time permitted by game or contest rules unless a student altercation is taking place and the official requests assistance. Violation of this rule shall cause the coach, student, or team attendant to be immediately ejected from the contest, team penalized according to game or contest rules and that coach, student, or team attendant will not be eligible to participate in the next contest as outlined in §127-4-2.3.

3.8. Procedure. Unsportsmanship action must be reported in detail to the WVSSAC. A copy of the complaint must also be filed with the principal of the school involved. Each principal involved shall report such information or answers to the report as they deem appropriate. Upon receipt of all reports, the Executive Director and/or the Board of Directors of the WVSSAC shall investigate and adjudicate such reports in accordance with the powers afforded in §127-1-8.6 and 8.7 and §127-1-12.2 and 12.3 of the Constitution. Penalties up to and including suspension of member schools may be made in accordance with §127-4.

3.9. The following defines the different types of disciplinary action which may be assessed for violation of any WVSSAC rule by a member school, administrator, coach, athlete or contest official:

3.9.a. *Warning.* A warning may be given by the Executive Director or Assistant Executive Director. It is official notice that an inexcusable, unethical, or unsportsmanship action has occurred, is a matter of record, and that such an occurrence must not be repeated.

3.9.b. *Probation.* Probation is a much more severe type of warning and may be expressed two ways: 1) a school, coach, student, or team attendant on probation is told that further violations will lead to a fine or suspension; and/or 2) a school on probation is on conditional WVSSAC membership but may engage in its regular schedule, sanctioned events, and all WVSSAC tournament play, providing a program is filed with the Executive Director of the WVSSAC indicating measures to be taken to alleviate this problem which caused the school to be placed on probation.

3.9.c. *Suspension.* A school/coach suspended from the WVSSAC may not meet in interscholastic competition of any kind with a WVSSAC member school or a school that is a member of another state associated with the National Federation of State High School Associations.

3.9.d. *Fine.* A fine may be levied by the Executive Director.

3.9.e. Each of these sanctions (Warning, Probation, suspension and Fine) may be imposed or levied separately, or in a combination of one or more sanctions.

3.10 *Appeals.* All cases involving disciplinary action against member schools, coaches, students, team attendants, or officials may be protested in accordance with §127-6. However, disciplinary action imposed by an official, including disciplinary action that is a consequence of a decision by an official, such as a suspension for an additional game or games as a consequence of an ejection, is governed by rule 127-3-15.3 and is not subject to appeal.

3.11 *Review of Ejections.* Disciplinary action imposed by a contest official, including disciplinary action that results in a suspension for an additional game or games as a consequence of an ejection, is not subject to appeal pursuant to Rule §127-6. However, if the individual ejected believes the ejection was improper, he/she may request a review of the ejection by his/her principal. If the principal believes there is merit in the requested review, the principal shall complete and submit the WVSSAC Ejection Review Form within 24 hours or the next business day of the ejection to the Executive Director of the WVSSAC. If a review is properly requested, the WVSSAC will review the officials' special report, the WVSSAC Ejection Review Form, and such other information as the WVSSAC deems appropriate. Upon review, the WVSSAC Executive Director or the designated Assistant Director will either sustain the ejection and any consequent suspension(s), or will determine the ejection was improper and void any consequent suspension(s). A decision by the WVSSAC upon reviewing an ejection is not subject to appeal pursuant to Rule §127-6.



WVSSAC

Return to Play (RTP) Protocol

An athlete removed from a contest that shows signs/symptoms of a concussion shall be immediately evaluated by an appropriate health care professional. If no appropriate health care professional is available, the athlete shall not be allowed to RTP.

When the athlete is evaluated by the appropriate health care professional, if it is determined the athlete has suffered a concussion, the athlete shall not be permitted to RTP the same day as the concussion. If it is determined by the appropriate health care professional that the athlete did not suffer a concussion, the athlete may be returned to play as deemed appropriate by the health care professional.

RTP shall be delayed until athlete is asymptomatic and has undergone a progression of tests to determine if they are able to RTP. **Each step / test in the progression takes 24 hours (1 per day).**

The progression shall follow: (Neuro-cognitive testing is strongly recommended.)

- No activity with complete physical and cognitive rest
- Light aerobic exercise (less than 70% of maximum heart rate)
- Sport specific exercise (drills specific to the athlete's sport)
- Non-contact training drills (more intense sport drills with no contact from other players)
- Full participation practice (following written medical clearance)
- Return to Play (normal game play)

If any symptoms occur during the progression, the athlete should drop back to the previous level and try to complete that level after 24 hour rest period.

Appropriate Health Care Professional

Note: Any of the following who have appropriate training in the evaluation and management of head injuries.

- Medical Doctor (MD)
- Doctor of Osteopathy (DO)
- Doctor of Chiropractic (DC)
- Advanced Registered Nurse Practitioner (ARNP)
- Physician Assistant (PA-C)
- Registered Certified Athletic Trainers (ATC/R)

Approved Board of Directors 5/06/10. Revised 2016

rk:Sports Medicine/Return to Play



A Parent's Guide to Concussion

National Federation of State High School Associations (NFHS)
Sports Medicine Advisory Committee (SMAC)

What is a concussion?

- A concussion is a brain injury which results in a temporary disruption of normal brain function. A concussion occurs when the brain is violently rocked back and forth or twisted inside the skull, typically from a blow to the head or body. An athlete does not need to lose consciousness (be “knocked-out”) to suffer a concussion, and in fact, less than ten percent of concussed athletes suffer loss of consciousness.

Concussion Facts

- A concussion is a type of traumatic brain injury. The result is a more obvious functional problem than a clear structural injury, causing it to be invisible to standard medical imaging (CT and MRI scans).
- It is estimated that over 140,000 high school athletes across the United States suffer a concussion each year. (Data from NFHS Injury Surveillance System)
- Concussions occur most frequently in football, but boys' ice hockey, boys' lacrosse, girls' soccer, girls' lacrosse and girls' basketball follow closely behind. All athletes are at risk.
- A concussion may cause multiple symptoms. Many symptoms appear immediately after the injury, while others may develop over the next several days or weeks. The symptoms may be subtle and are often difficult to fully recognize.
- Concussions can cause symptoms which interfere with school, work, and social life.
- Concussion symptoms may last from a few days to several months.
- An athlete should not return to sports or physical activity like physical education or working-out while still having symptoms from a concussion. To do so puts them at risk for prolonging symptoms and further injury.

What should I do if I think my child has had a concussion?

If an athlete is suspected of having a concussion, he or she must be immediately removed from that activity. Continuing to play or work out when experiencing concussion symptoms can lead to worsening of symptoms, increased risk for further injury and possibly death. Parents and coaches are not expected to be able to make the diagnosis of a concussion. A medical professional trained in the diagnosis and management of concussions will determine the diagnosis. However, you must be aware of the signs and symptoms of a concussion. If you are suspicious your child has suffered a concussion, he or she must stop activity right away and be evaluated:

When in doubt, sit them out!

All student-athletes who sustain a concussion need to be evaluated by a health care professional who is experienced in concussion management. You should call your child’s physician and explain what has happened and follow your physician’s instructions. If your child is vomiting, has a severe headache, is having difficulty staying awake or answering simple questions, he or she should be immediately taken to the emergency department.

What are the signs and symptoms of a concussion?

SIGNS OBSERVED BY PARENTS, FRIENDS, TEACHERS OR COACHES	SYMPTOMS REPORTED BY ATHLETE
Appears dazed or stunned	Headache
Is confused about what to do	Nausea
Forgets plays	Balance problems or dizziness
Is unsure of game, score, or opponent	Double or fuzzy vision
Moves clumsily	Sensitivity to light or noise
Answers questions slowly	Feeling sluggish
Loses consciousness	Feeling foggy or groggy
Shows behavior or personality changes	Concentration or memory problems
Can’t recall events prior to hit	Confusion
Can’t recall events after hit	

When can an athlete return to play following a concussion?

After suffering a concussion, **no athlete should return to play or practice on that same day.** Previously, athletes were allowed to return to play if their symptoms resolved within 15 minutes of the injury. Studies have shown that the young brain does not recover quickly enough for an athlete to safely return to activity in such a short time.

Concerns over athletes returning to play too quickly have led state lawmakers in almost all states to pass laws stating that **no player shall return to play that day following a concussion, and the athlete must be cleared by an appropriate health-care professional before he or she is allowed to return to play in games or practices.** The laws typically also mandate that players, parents and coaches receive education on the dangers and recognizing the signs and symptoms of concussion.

Once an athlete no longer has symptoms of a concussion and is cleared for return to play, he or she should proceed with activity in a step-wise fashion to allow the brain to re-adjust to exertion. On average, the athlete will complete a new step each day. An example of a typical return-to-play schedule is shown below:

- Day 1: Light exercise, including walking or riding an exercise bike. No weight-lifting.
- Day 2: Running in the gym or on the field. No helmet or other equipment.
- Day 3: Non-contact training drills in full equipment. Weight-training can begin.
- Day 4: Full contact practice or training.
- Day 5: Game play.

If symptoms occur at any step, the athlete should cease activity and be re-evaluated by their health care provider.

How can a concussion affect schoolwork?

Following a concussion, many student-athletes will have difficulty in school. These problems may last from days to months and often involve difficulties with short- and long-term memory, concentration and organization.

In many cases after the injury, it is best to decrease the athlete's class load early in the recovery phase. This may include staying home from school for a few days, followed by academic accommodations (such as a reduced class schedule), until the athlete has fully recovered. Decreasing the stress on the brain and not allowing the athlete to push through symptoms will shorten the recovery time.

What can I do?

- Both you and your child should learn to recognize the "Signs and Symptoms" of concussion as listed above.
- Teach your child to tell the coaching staff if he or she experiences such symptoms.
- Emphasize to administrators, coaches, teachers and other parents your concerns and expectations about concussion and safe play.
- Teach your child to tell the coaching staff if he or she suspects that a teammate has suffered a concussion.
- Ask teachers to monitor any decrease in grades or changes in behavior that could indicate a concussion.
- Report concussions that occurred during the school year to appropriate school staff. This will help in monitoring injured athletes as they move to the next season's sports.

Other Frequently Asked Questions

Why is it so important that athletes not return to play until they have completely recovered from a concussion?

Student-athletes that return to any activity too soon (school work, social activity or sports activity), can cause the recovery time to take longer. They also risk recurrent, cumulative or even catastrophic consequences, if they suffer another concussion. Such risk and difficulties are prevented if each athlete is allowed time to recover from his or her concussion and the return-to-play decisions are carefully and individually made. No athlete should return to sport or other at-risk activity when signs or symptoms of concussion are present and recovery is ongoing.

Is a "CAT scan" or MRI needed to diagnose a concussion?

Diagnostic testing, which includes CT ("CAT") and MRI scans, are rarely needed following a concussion. While these are helpful in identifying life-threatening head and brain injuries (skull fractures, bleeding or swelling), they are currently insensitive to concussive injuries and do not aid in the diagnosis of concussion. Concussion diagnosis is based upon the athlete's story of the injury and a health care provider's physical examination and testing.

What is the best treatment to help my child recover quickly from a concussion?

The best treatment for a concussion is rest. There are no medications that can help speed the recovery. Exposure to loud noises, bright lights, computers, video games, television and phones (including text messaging) may worsen the symptoms of a concussion. You should allow your child to rest as much as possible in the days following a concussion. As the symptoms lessen, you can allow increased use of computers, phone, video games, etc., but the access must be lessened or eliminated, if symptoms worsen.

How long do the symptoms of a concussion usually last?

The symptoms of a concussion will usually go away within 2–3 weeks of the initial injury. You should anticipate that your child will likely be out full participation in sports for about 3-4 weeks following a concussion. However, in some cases symptoms may last for many more weeks or even several months. Symptoms such as headache, memory problems, poor concentration, difficulty sleeping and mood changes can interfere with school, work, and social interactions. The potential for such long-term symptoms indicates the need for careful management of all concussions.

How many concussions can an athlete have before he or she should stop playing sports?

There is no “magic number” of concussions that determine when an athlete should give up playing contact or collision sports. The circumstances that surround each individual injury, such as how the injury occurred and the duration of symptoms following the concussion, are very important and must be individually considered when assessing an athlete’s risk for and potential long-term consequences from incurring further and potentially more serious concussions. The decision to “retire” from sports is a decision best reached after a complete evaluation by your child’s primary care provider and consultation with a physician or neuropsychologist who specializes in treating sports concussions.

I’ve read recently that concussions may cause long-term brain damage in professional football players. Is this a risk for high school athletes who have had a concussion?

The issue of “chronic traumatic encephalopathy (CTE)” in former professional players has received a great deal of media attention lately. Very little is known about what may be causing these dramatic abnormalities in the brains of these unfortunate players. At this time we do not know the long-term effects of concussions (or even the frequent sub-concussive impacts) which happen during high school athletics. In light of this, it is important to carefully manage every concussion and all concussion-like signs and symptoms on an individual basis.

Some of this information has been adapted from the CDC’s “Heads Up: Concussion in High School Sports” materials by the NFHS’s Sports Medicine Advisory Committee. Please go to www.cdc.gov/ncipc/tbi/Coaches_Tool_Kit.htm for more information.

**Revised and Approved April 2013
April 2010**

DISCLAIMER – NFHS Position Statements and Guidelines

The NFHS regularly distributes position statements and guidelines to promote public awareness of certain health and safety-related issues. Such information is neither exhaustive nor necessarily applicable to all circumstances or individuals, and is no substitute for consultation with appropriate health-care professionals. Statutes, codes or environmental conditions may be relevant. NFHS position statements or guidelines should be considered in conjunction with other pertinent materials when taking action or planning care. The NFHS reserves the right to rescind or modify any such document at any time.

Concussions

WVSSAC Policy and 2013 Legislation - Senate Bill 336

Based upon the recommendation of the Sports Medicine Advisory Committee, the Board of Directors approved the following at it's June, **2016** meeting.

- 1) **ALL COACHES** will be required to annually complete the NFHS Concussion Course before they can begin coaching.
- 2) The principal shall monitor and maintain appropriate records regarding completion of the course.
- 3) **ANY COACH** that does not complete the NFHS Concussion Course annually will not be permitted to coach until the course has been completed.
- 4) Make concussion information available to parents and athletes.
 - Physical Form
 - CDC Letter
 - Parents Guide to Concussion in Sports
- 5) Return to Play protocol (RTP)- Must have written permission to RTP from a health care professional with training in the evaluation of head injuries.
- 6) WVSSAC Concussion Report - Required submission to school administration. Report must be submitted to Dr. Dan Martin within 30 days of injury.

Information/directions regarding the NFHS Concussion Course may be found at www.nfhslearn.com.

Additional information regarding concussions may be found on the Sports Medicine tab at the WVSSAC website. (www.wvssac.org)



Concussion Course Required

All Coaches are required to take the free course “Concussion in Sports” annually.

If the **Coach** took the course last year, he/she **MUST** take the course again before they are permitted to coach.

You must go through the purchase/checkout process for the free course in order to get credit for the current year and to be able to print the certificate.

All New Coaches must take the course now. Follow the directions “**New to NFHS Learn? Register Now**” on www.nfhslearn.com

Concussion in Sports - What You Need to Know Ordering Information at www.nfhslearn.com



Steps to access the FREE course:

1. Go to www.nfhslearn.com
2. Sign in with your e-mail and password if you have previously registered.
3. If you need to register, it will only take a couple of minutes. All users at www.nfhslearn.com must be registered with a unique e-mail address and password.
4. Toward the upper left-hand part of the screen , you will see the “Click to Access This Free Course” for “**Concussion in Sports — What You Need to Know.**”
5. You can order licenses as an individual to take the course yourself OR you can purchase courses in bulk if you intend to distribute the courses to others (there is a limit of 99 licenses per any one order).
6. Note: You will need to click on “Save” once you have put the course(s) in your cart and before you can proceed to Checkout.
7. As you go through the process you will see that you are using the “purchasing process” that is standard for NFHS Coach Education courses. You are not being charged anything for the Concussion courses. You do have the ability to order other courses at the same time, and you will be asked for payment for those.
8. You can then start the course if you ordered as an individual or begin distributing the licenses if you ordered in bulk.
9. If necessary, refer to the form regarding distributing bulk licenses. It can be found in the Locker Room at www.nfhslearn.com.

The online concussion course is offered at no cost to the user. Once you have finished, you will be added to the database as having completed the course. The name of the individual completing the course will appear in the “Coach Search” feature as having completed this course along with any other courses completed at www.nfhslearn.com.

RECRUITING REGULATIONS

If a coach is contacted by a student, his/her parents, or anyone else regarding a student athlete transferring to his/her district, the coach shall refer the individual(s) to a school administrator in the district immediately. A coach cannot discuss the matter with the student or anyone else for that matter and should not even listen when the subject is brought up concerning students transferring to his/her school. School coaches working or coaching in outside school leagues and camps should be warned that a potential problem exists if a student later enrolls at the school where the coach is employed. The school administrator, after being notified by the coach that a prospective student athlete has approached the coach about possibly playing for his/her school team, should contact the WVSSAC office immediately. Seriously or jokingly telling a student that you would like for that athlete to play for you or your team shall be considered recruiting. Rules regarding individuals who engage in recruiting shall not be restricted specifically to school personnel.

Approved by the Board of Appeals
October 1998

GUIDELINES FOR SUSPENDED COACH/PLAYER

A coach or player who is ejected from a contest shall be suspended for the remainder of the game, match, meet or contest. An ejected coach shall exit the playing arena (out of sight and sound of the venue) as well as the team and bench areas. If there is not another person hired by the board of education to coach that sport or a professional from that school present to take his/her place, the contest shall be forfeited. Because of supervision and liability, an ejected athlete shall sit on the bench and shall not cause nor participate in any further problems. Furthermore, a coach or player shall not be permitted to attend subsequent contests of the suspension. He/she shall not be formally affiliated with the team in any capacity. This would include but not be limited to transportation to or from the contest, meeting with the team before, during or after the contest, wearing a uniform, or sitting in the bench or team area. Regular practice or team meetings not affiliated with a contest will not fall under this policy.



SPECTATOR SUPPORT INFORMATION FOR TOURNAMENTS

The following sport support information is provided for each specified sport. **ONLY** those items marked with "Yes" are allowed during tournament play (sectional, regional, and state). It is recommended that schools follow these regulations during regular season play.

Vocal cheering and support from team bench areas are encouraged; however, the items indicated on this page are for use by spectators. Schools must stress **GOOD SPORTSMANSHIP** when allowing any item to be used. All items must be for support of your team and not directed against the opponent.

Legend: BSK Basketball CC Cross Country SB Softball TE Tennis WR Wrestling
 BB Baseball FB Football SC Soccer TR Track & Field
 CH Cheer GO Golf SW Swimming VB Volleyball

SPORT	BSK	BB	CH	CC	FB	GO	SB	SC	SW	TE	TR	VB	WR
Apparel Required Upper/Lower Body Garments	Yes	Yes	Yes	Yes	Yes	Yes	Yes	Yes	Yes	Yes	Yes	Yes	Yes
Balloons	No	Yes	No	Yes	Yes	Yes	Yes	Yes	No	Yes	Yes	No	No
Banners on wall/stadium	No	No	No	No	No	No	No	No	No	No	No	No	No
Permanent Signage/ Advertisement Senior Pictures	Yes	Yes	Yes	Yes	Yes	Yes	Yes	Yes	Yes	Yes	Yes	Yes	Yes
Confetti/Paper debris	No	No	No	No	No	No	No	No	No	No	No	No	No
Hand-held Signs (one holder)	Yes	Yes	No	Yes	Yes	Yes	Yes	Yes	Yes	Yes	Yes	Yes	Yes
TOURNAMENT DIRECTORS HAVE AUTHORITY IN DETERMINING APPROPRIATE SIZE AND SIGN MESSAGE.													
Laser Pointer	No	No	No	No	No	No	No	No	No	No	No	No	No
Miniature sports balls thrown to crowd	No	No	No	No	No	No	No	No	No	No	No	No	No
Noise makers (Horns, cow bells, bells, buzzers, clickers, or any noisemakers)	No	Yes	No	Yes	Yes	No	Yes	Yes	No	No	No	No	No
TOURNAMENT DIRECTORS HAVE AUTHORITY IN DETERMINING WHAT IS CONSIDERED AN ARTIFICIAL OR MECHANICAL NOISE MAKER. NF RULES SPECIFY NOISE MAKERS WHICH MAY NOT BE USED.													
Opening Prayer/ Invocation	No	No	No	No	No	No	No	No	No	No	No	No	No
Paper banners for team to run through	Yes *	Yes	N/A	Yes	Yes	Yes	Yes	Yes	Yes	Yes	Yes	Yes	Yes
Pom pons (w/o sticks) Spirit Towels	Yes	Yes	Yes	Yes	Yes	Yes	Yes	Yes	Yes	Yes	Yes	Yes	Yes
Recorded/taped Music over amplifying system Only pregame or halftime	Yes *	Yes	Yes	Yes	Yes	Yes	Yes	Yes	Yes	Yes	Yes	Yes	Yes
School Band, Pep Band	No	No	No	No	Yes	No	No	Yes	No	No	No	No	No
Air Horns / Bull Horn	No	No	No	No	No	No	No	No	No	No	No	No	No
Cannons & Muskets	No	No	No	No	No	No	No	No	No	No	No	No	No
50-50 Drawing	No	No	No	No	No	No	No	No	No	No	No	No	No
Reserve Seating State Only	No	No	No	No	No	No	No	No	No	No	No	No	No

* Not Permitted at State Tournament

**National Federation of State
High School Associations**



**GUIDELINES ON HANDLING PRACTICES AND CONTESTS
DURING LIGHTNING OR THUNDER DISTURBANCES**

These guidelines provide a default policy to those responsible or sharing duties for making decisions concerning the suspension and restarting of practices and contests based on the presence of lightning or thunder. The preferred sources from which to request such a policy for your facility would include your state high school activities association and the nearest office of the National Weather Service.

PROACTIVE PLANNING

1. Assign staff to monitor local weather conditions before and during practices and contests.
 2. Develop an evacuation plan, including identification of appropriate nearby safer areas and determine the amount of time needed to get everyone to a designated safer area:
 - a. A designated safer place is a substantial building with plumbing and wiring where people live or work, such as a school, gymnasium or library. An alternate safer place from the threat of lightning is a fully enclosed (not convertible or soft top) metal car or school bus.
 3. Develop criteria for suspension and resumption of play:
 - a. When thunder is heard or lightning is seen*, the leading edge of the thunderstorm is close enough to strike your location with lightning. Suspend play for at least 30 minutes and vacate the outdoor activity to the previously designated safer location immediately.
 - b. 30-minute rule. Once play has been suspended, wait at least 30 minutes after the last thunder is heard or lightning is witnessed* prior to resuming play.
 - c. Any subsequent thunder or lightning* after the beginning of the 30-minute count will reset the clock and another 30-minute count should begin.
 - d. When lightning-detection devices or mobile phone apps are available, this technology could be used to assist in making a decision to suspend play if a lightning strike is noted to be within 10 miles of the event location. However, you should never depend on the reliability of these devices and, thus, hearing thunder or seeing lightning* should always take precedence over information from a mobile app or lightning-detection device.
- * – At night, under certain atmospheric conditions, lightning flashes may be seen from distant storms. In these cases, it may be safe to continue an event. If no thunder can be heard and the flashes are low on the horizon, the storm may not pose a threat. Independently verified lightning detection information would help eliminate any uncertainty.
4. Review the lightning safety policy annually with all administrators, coaches and game personnel and train all personnel.
 5. Inform student-athletes and their parents of the lightning policy at start of the season.

Revised and Approved March 2018



**WEST VIRGINIA SECONDARY SCHOOL ACTIVITIES COMMISSION
2875 STAUNTONTURNPIKE, PARKERSBURG, WV 26104**

BODY FLUID HANDLING PROCEDURES

PURPOSE

The West Virginia Secondary School Activities Commission has adopted this policy in an effort to minimize the possibility of transmission of any infectious disease during a high school athletic practice or contest. The policy primarily addresses blood-borne pathogens such as Hepatitis B virus and the Human Immunodeficiency Virus (HIV). However, it also discusses common-sense precautions against the spread of less serious contagions such as the Influenza virus and the Common Cold virus.

Much of this policy has been written with contacts sports such as football, wrestling, and basketball in mind. However, it is applicable for all sports.

BLOOD-BORNE PATHOGENS

Blood-Borne pathogens such as Hepatitis B and HIV are serious infectious diseases which are present in blood as well as other bodily fluids; such as semen, vaginal secretions and breast milk. While there are a number of other such blood-borne diseases, Hepatitis B and HIV are the most commonly known.

Hepatitis B is a virus which results in a dangerous inflammation of the liver. Its victims suffer long-term consequences and reoccurrences, and the disease can be deadly if not treated. HIV is the virus that causes Acquired Immunodeficiency Syndrome (AIDS), which weakens the immune system, thus making a person susceptible to infections their immune systems would normally fight off.

The precise risk of HIV transmission during exposure of open wounds or mucous membranes such as the eyes, ears, nose, and mouth to contaminated blood is not known. However, evidence would suggest it is extremely low. In fact, the possibility of contracting HIV in this manner is much less than the possibility of contracting Hepatitis B and other blood-borne viral infections.

Therefore, student athletes, coaches, and officials must understand that while it is possible for HIV to be transmitted by blood from one individual to another through an open wound or a mucous membrane, the probability is very low. However, since the chance of this occurring is not zero, the appropriate precautions should be taken to ensure no transmission can occur.

PRECAUTIONS AGAINST TRANSMISSION OF BLOOD-BORNE PATHOGENS

The proper handling of body fluid spills should be a concern of teachers, coaches, officials, and student athletes. All concerned individuals must be aware that any time there is blood and/or other body fluids present, there is the possibility of an infectious disease being present. However this possibility can be nearly eliminated if the following precautions are observed.

General Procedures:

- 1) Wear latex or vinyl disposable exam gloves before making contact with body fluids during care, treatment, and cleaning procedures.
- 2) Discard gloves after each use.
- 3) Wash hands after handling any body fluids, whether or not gloves are worn.
- 4) Discard disposal items in plastic lined containers with lids. Close bags and discard daily.
- 5) Do not reuse plastic bags.
- 6) Use disposable items to handle body fluids whenever possible.
- 7) Use paper towels to pick up and discard any solid waste materials such as vomitus and feces.

Procedures for Activities:

- 1) All athletes must cover any open wound.
- 2) Student athletes should treat and cover their own wounds whenever possible.
- 3) When administering first aid, disposable rubber gloves should be worn. A different pair of gloves should be worn for each treatment administered.
- 4) If an individual gets someone else's blood on his/her skin, the area should be washed with soap and water and wipe the area with disinfectant, such as isopropyl alcohol.
- 5) If a student athlete begins to bleed during activity, play must be stopped, the student athlete who is injured removed, and any potentially contaminated surfaces cleaned using a disinfectant. The surface should be wiped with clean water.
- 6) Any student athlete that is removed must have the wound covered and the bleeding stopped, prior to returning to contest.
- 7) Any individual who has treated a wound or cleaned a contaminated surface should wash his/her hands with soap and warm water.
- 8) A student athlete should take a shower using a liberal amount of soap and warm water following the contest.
- 9) Towels, which are used by athletes, coaches, or officials should not be used to clean off any potentially contaminated surfaces.
- 10) All soiled linens such as towels and uniforms should be washed in hot water and in a detergent containing bleach, if possible.
- 11) If a coach or an official gets blood on them they should first wash the area with warm water and soap, and then wipe the area with a disinfectant such as isopropyl alcohol.
- 12) All coaches, athletes, and officials should practice good hygiene. Towels, cups, and water bottles should not be shared.
- 13) Keeping locker rooms and other areas well ventilated and clean can also help in preventing other air-borne contagions from being transmitted.

REFERENCES

St. Joseph's Hospital, Sports Medicine Staff, Parkersburg, WV.
West Virginia Chapter of the American Academy of Family Physicians, Sports Medicine Committee.
"Blood-Borne Pathogens in the Health Care of the Athlete," The First Aider, Fall 1992, Vol. 62, No.1.
"Infectious Disease Policy of the Florida High School Activities Association." 8-8-92.
"Routine for Handling Body Fluids," Michigan High School Association.

Policy Adopted by the Board of Directors

WAYS TO PREVENT SKIN INFECTIONS: A PLAYER'S GUIDE



Cover Cuts & Sores!

With a bandaid or wrap before you play



Wash Up!

With soap and hot water



Don't Share!

Towels, clothes or personal items



Show & Tell!

**Show cuts & sores
to your coach**



Be Prepared!

**Learn first aid for cuts
& sores**



MEASURES FOR PREVENTING STAPHYLOCOCCAL SKIN INFECTIONS AMONG SPORTS PARTICIPANTS

Centers for Disease Control Recommendations for School Athletic Teams



Cover all wounds. If a wound cannot be covered adequately, consider excluding players with potentially infectious skin lesions from practice or competitions until the lesions are healed or can be covered adequately.



Encourage good hygiene, including showering and washing with soap after all practices and competitions.



Ensure availability of adequate soap and hot water



Discourage sharing of towels and personal items (e.g., clothing or equipment).



Establish routine cleaning schedules for shared equipment.



Train athletes and coaches in first aid for wounds and recognition of wounds that are potentially infected.



Encourage athletes to report skin lesions to coaches and encourage coaches to assess athletes regularly for skin lesions.



West Virginia Department of Health and Human Resources

Information for the Public -

Methicillin Resistant *Staphylococcus aureus* (MRSA)

What is *Staphylococcus aureus*?

Staphylococcus aureus, or Staph, is a bacteria that lives on the skin or in the nose of healthy people. Occasionally, staph can cause infections of the skin, bloodstream, lungs, bones, joints, heart, or almost any part of the body.

What is methicillin resistant *Staphylococcus aureus* (MRSA)?

MRSA (pronounced 'mursa') is a type of staph that has become resistant to some common antibiotics. This means that an infection with MRSA is more difficult to treat.

Where are staph and MRSA found?

Staph and MRSA may be found on the skin or in the nose. About 30 to 50% of people may carry the staph bacteria on their skin without getting ill.

How common is MRSA?

In many communities, including some in West Virginia, MRSA is now the most common cause of skin infections due to 'staph.' According to some studies, 1 to 10% of people now carry MRSA in their nose or on their skin.

Who is most at risk for staph infections?

While anyone can get an infection with staph, certain persons are more at risk. These people include diabetics, people on dialysis, persons who use injection drugs, people who have recently had surgery, and persons with chronic diseases such as cancer. Staph infections are also more common in persons who have a tube going into their body (such as a urinary catheter or intravenous (IV) catheter).

MRSA infections are more likely in persons who have recently received antibiotics or recently been in a hospital or nursing home. In the last few years, MRSA infections have also been identified in persons outside of hospitals. Cases of MRSA disease in the community are associated with recent antibiotic use, sharing contaminated items, active skin disease, and living in crowded settings. Outbreaks have occurred on sports teams, in jails or military units, camps and even hospital wards. Community associated MRSA infections are usually skin infections; however, severe illness can also occur.

Are staph and MRSA infections treatable?

Yes, staph infections are treatable. Skin infections can usually be treated with oral antibiotics. MRSA infections are usually treatable, but they may be more difficult to treat. The doctor will have to get a laboratory test to tell the difference between MRSA and staph.

How are staph and MRSA spread?

Staph and MRSA can spread among people by close physical contact. Spread may also occur by touching objects, such as towels, sheets, clothes, work-out areas and sports equipment contaminated by the skin of a person with MRSA or staph.

How can I prevent staph or MRSA infections?

- Keep your hands clean by washing thoroughly with soap and water. Alcohol-based hand cleansers also help.
- Keep cuts and wounds clean and covered with a dressing until healed. Avoid contact with other peoples= wounds.
- Avoid sharing towels, clothing, sports equipment, deodorant, cosmetics and other personal items.
- Only take antibiotics if you really need them. Antibiotics do not work for a cold, the flu or other viral infections. When a doctor prescribes antibiotics, take them as directed.



Requirements for 2018-19 NFHS free course “Sudden Cardiac Arrest” is required for all coaches to complete one time. Also, all coaches are required to complete the NFHS free course **“Heat Illness Prevention”** one time. Schools are to maintain appropriate records.

**WEST VIRGINIA SECONDARY SCHOOL ACTIVITIES COMMISSION
WVSSAC Sports Medicine Committee**

Heat Acclimatization and Heat Illness Prevention Position Statement

Although deaths from heat illness are rare, constant surveillance and education of our student athletes and coaches is necessary in order to maintain the safety and health of our students and coaches. Students participating in high-intensity, long-duration or repeated same-day sports practices and training activities during times of high heat and/or humidity may be at risk.

Following the recommended guidelines and procedures as established by the WVSSAC Sports Medicine Committee can reduce the risk and incidence of heat illnesses and the resulting deaths and injuries in high and middle school athletics. The Sports Medicine Committee and WVSSAC Board of Directors recognize the importance of our coaches and other individuals responsible for supervising our students. They have the ultimate responsibility for the health and welfare of those students under their care.

It is required by SB40 that each member school have a written Emergency Action Plan for practice and games to deal with emergencies related to injury or illness to a student athlete. The plan should include involvement of local rescue agencies, medical doctors, hospitals and local law enforcement agencies.

National Federation of State
High School Associations



EAS
SPORTS NUTRITION

Heat Illness Prevention

Exertional heat stroke is the leading cause of preventable death in high school athletics. Exertional heat stroke also results in thousands of emergency room visits and hospitalizations throughout the nation each year. This free course, brought to you by EAS Sports Nutrition, a division of Abbott Labs, is designed to give you the critical information you need to minimize the risk of exertional heat stroke among your athletes. The course presents seven fundamentals, which when followed, will minimize heat related illnesses of the students who participate.

Course Objectives

- Recognize that Exertional Heatstroke (EHS) is the leading preventable cause of death among athletes
- Know the importance of a formal pre-season heat acclimatization plan
- Know the importance of having and implementing a specific hydration plan, keeping your athletes well-hydrated, and providing ample opportunities for, and encouraging, regular fluid replacement

Units

- Fundamentals
 1. Start Slow, Then Progress
 2. Allow for Individual Conditioning
 3. Adjust Intensity and Rest
 4. Start Sessions Adequately Hydrated
 5. Recognize Signs Early
 6. Recognize More Serious Signs
 7. Have an Emergency Action Plan

More

- Unlimited access to course & resources for one year from date of purchase
- FREE Course
- Use as an elective to fulfill  certification requirements
- Approved by NFHS for 1 course clock hour

More Information at nfhslearn.com!

HEAT INDEX (apparent temperature)

°F	RELATIVE PERCENT HUMIDITY								
	40%	45%	50%	55%	60%	65%	70%	75%	80%
102°	114°	119°	124°	130°	137°				
100°	109°	114°	118°	124°	129°	136°			
98°	105°	109°	113°	117°	123°	128°	134°		
96°	101°	104°	108°	112°	116°	121°	126°	132°	
94°	97°	100°	102°	106°	110°	114°	119°	124°	129°
92°	94°	96°	99°	101°	105°	108°	112°	116°	121°
90°	91°	93°	95°	97°	100°	103°	106°	109°	113°
88°	88°	89°	91°	93°	95°	98°	100°	103°	106°
86°	85°	87°	88°	89°	91°	93°	95°	97°	100°
84°	83°	84°	85°	86°	88°	89°	90°	92°	94°
82°	81°	82°	83°	84°	84°	85°	86°	88°	89°
80°	80°	80°	81°	81°	82°	82°	83°	84°	84°

CAUTION
 EXTREME CAUTION
 DANGER

Source: National Weather Service

STA

- 91 degrees Heat Index or under
- All Sports:
 - Provide ample amounts of water. This means that water should always be available and athletes should be able to take in as much water as they desire.
 - Optional water breaks every 30 minutes.
 - Ice-down towels for cooling.
 - Watch/monitor athletes carefully for necessary action.

- 104 degrees to 125 degrees Heat Index
- All Sports:
 - Same as above plus; Alter uniform by removing items if possible.
 - Allow for changes to dry t-shirts and shorts.
 - Reduce time of outside activity as well as indoor activity if air conditioning is unavailable.
 - Postpone practice to later in the day.
 - Suspend practice, or remove equipment and decrease practice intensity for sports and activities where additional equipment is required for contact or safety.

- 92 degrees to 103 degrees Heat Index
- All Sports:
 - See above plus; Contact sports and activities with additional equipment (ie), helmets and other possible equipment removed if not involved in contact.
 - Increase water breaks; a minimum every 30 minutes.
 - Reduce time of outside activity. Consider postponing practice to later in the day.
 - *Re-check temperature and humidity every 30 minutes to monitor for increased Heat Index.

- **Above 125 degrees Heat Index**
- All Sports:
 - ***Suspend all outside activity in practice and/or play, and stop all inside activity if air conditioning is unavailable.***
 - **Re-evaluate before resuming activities.**

HEADS+UP

CONCUSSION IN HIGH SCHOOL SPORTS

A FACT SHEET FOR **PARENTS**

What is a concussion?

A concussion is a type of traumatic brain injury. Concussions are caused by a bump or blow to the head. Even a “ding,” “getting your bell rung,” or what seems to be a mild bump or blow to the head can be serious.

You can’t see a concussion. Signs and symptoms of concussion can show up right after the injury or may not appear or be noticed until days or weeks after the injury. If your child reports any symptoms of concussion, or if you notice the symptoms yourself, seek medical attention right away.

What are the signs and symptoms of a concussion?

If your child has experienced a bump or blow to the head during a game or practice, look for any of the following signs of a concussion:

SYMPTOMS REPORTED BY ATHLETE	SIGNS OBSERVED BY PARENTS/GUARDIANS
<ul style="list-style-type: none"> • Headache or “pressure” in head • Nausea or vomiting • Balance problems or dizziness • Double or blurry vision • Sensitivity to light • Sensitivity to noise • Feeling sluggish, hazy, foggy, or groggy • Concentration or memory problems • Confusion • Just “not feeling right” or “feeling down” 	<ul style="list-style-type: none"> • Appears dazed or stunned • Is confused about assignment or position • Forgets an instruction • Is unsure of game, score, or opponent • Moves clumsily • Answers questions slowly • Loses consciousness (even briefly) • Shows mood, behavior, or personality changes

How can you help your child prevent a concussion or other serious brain injury?

- Ensure that they follow their coach’s rules for safety and the rules of the sport.
- Encourage them to practice good sportsmanship at all times.
- Make sure they wear the right protective equipment for their activity. Protective equipment should fit properly and be well maintained.
- Wearing a helmet is a must to reduce the risk of a serious brain injury or skull fracture.
 - However, helmets are not designed to prevent concussions. There is no “concussion-proof” helmet. So, even with a helmet, it is important for kids and teens to avoid hits to the head.

What should you do if you think your child has a concussion?

SEEK MEDICAL ATTENTION RIGHT AWAY. A health care professional will be able to decide how serious the concussion is and when it is safe for your child to return to regular activities, including sports.

KEEP YOUR CHILD OUT OF PLAY. Concussions take time to heal. Don’t let your child return to play the day of the injury and until a health care professional says it’s OK. Children who return to play too soon—while the brain is still healing—risk a greater chance of having a repeat concussion. Repeat or later concussions can be very serious. They can cause permanent brain damage, affecting your child for a lifetime.

TELL YOUR CHILD’S COACH ABOUT ANY PREVIOUS CONCUSSION. Coaches should know if your child had a previous concussion. Your child’s coach may not know about a concussion your child received in another sport or activity unless you tell the coach.

If you think your teen has a concussion:
 Don’t assess it yourself. Take him/her out of play.
 Seek the advice of a health care professional.

It’s better to miss one game than the whole season.

For more information, visit www.cdc.gov/Concussion.



WVSSAC CONCUSSION REPORT - 2018-2019

SCHOOL _____

Person completing this report _____

Position _____

Date _____ (this date must be within 30 days of the injury)

Is this the initial concussion report? yes _____ no _____

or an updated report? yes _____ no _____

Grade _____ Age _____ Female _____ Male _____

Please indicate the sport of this athlete with an X in the appropriate box.

Baseball	Basketball	Cheerleader	Cross-Country	Football	Golf	Soccer
Softball	Swimming	Tennis	Track	Volleyball	Wrestling	

Date concussion occurred: _____

Activity when concussion occurred: Practice _____ Scrimmage _____ Game _____

Who initially evaluated this athlete? (By title/role – no name; athletic trainer, EMT, coach, etc)

Initial steps included?

Transport by EMS _____

Referral to parents to seek follow up evaluation _____

Referral to team physician _____

Other _____

Date athlete was cleared to return to practice and play: _____

Who cleared the athlete to return:

Physician _____ Chiropractor _____ Nurse Practitioner _____

Physician Assistant _____ Athletic Trainer (ATC/R) _____

Was this in a written document? _____ (keep this document on file at the school)

(if athlete is not cleared to return in 30 days the initial report must be submitted and then a follow up report must be submitted listing the return to play date.)

Form is to be sent to Dr. Dan Martin, ATC/R.

FAX: 304-473-8112 or email to 'martin_d1@wvwc.edu'

Any questions please contact the WVSSAC or Dr. Martin (473-8103 or email)



W V S S A C

SUDDEN CARDIAC ARREST AWARENESS



All coaches are required to complete the NFHS Sudden Cardiac Arrest Awareness course one time.

What is Sudden Cardiac Arrest?

- Occurs suddenly and often without warning.
- An electrical malfunction (short-circuit) causes the bottom chambers of the heart (ventricles) to beat dangerously fast (ventricular tachycardia or fibrillation) and disrupts the pumping ability of the heart.
- The heart cannot pump blood to the brain, lungs and other organs of the body.
- The person loses consciousness (passes out) and has no pulse.
- Death occurs within minutes if not treated immediately.

What are the symptoms/warning signs of Sudden Cardiac Arrest?

- SCA should be suspected in any athlete who has collapsed and is unresponsive
- Fainting, a seizure, or convulsions during physical activity
- Dizziness or lightheadedness during physical activity
- Unusual fatigue/weakness
- Chest pain
- Shortness of breath
- Nausea/vomiting
- Palpitations (heart is beating unusually fast or skipping beats)
- Family history of sudden cardiac arrest at age <50

ANY of these symptoms/warning signs may necessitate further evaluation from your physician before returning to practice or a game.

What causes Sudden Cardiac Arrest?

- Conditions present at birth (inherited and non-inherited heart abnormalities)
- A blow to the chest (Comotio Cordis)
- An infection/inflammation of the heart, usually caused by a virus. (Myocarditis)
- Recreational/Performance-Enhancing drug use.
- Other cardiac & medical conditions / Unknown causes. (Obesity/Idiopathic)

What are ways to screen for Sudden Cardiac Arrest?

- The American Heart Association recommends a pre-participation history and physical which is mandatory annually in West Virginia.
- Always answer the heart history questions on the student Health History section of the WVSSAC Physical Form completely and honestly.
- Additional screening may be necessary at the recommendation of a physician.

What is the treatment for Sudden Cardiac Arrest?

- Act immediately; time is critical to increase survival rate
- Activate emergency action plan
- Call 911
- Begin CPR
- Use Automated External Defibrillator (AED)

Where can one find additional information?

- Contact your primary health care provider
- American Heart Association (www.heart.org)

Courts Recognize A Coach Has Ten Legal Duties

1. Properly plan the activity
2. Provide proper instruction
3. Warn of inherent risks
4. Provide a safe physical environment
5. Provide adequate and proper equipment
6. Match your athletes appropriately
7. Evaluate athletes for injury or incapacity
8. Supervise the activity closely
9. Provide appropriate emergency assistance
10. Protect against physical and psychological harm from others

DON'T LET AN INJURY LEAD TO AN OPIOID ADDICTION

2 MILLION ATHLETES ARE EXPECTED TO SUFFER A SPORTS INJURY THIS YEAR

MANY OF THESE ATHLETES WILL BE PRESCRIBED OPIOID PAINKILLERS

75% OF HIGH SCHOOL HEROIN USERS STARTED WITH PRESCRIPTION OPIOIDS

HIGH SCHOOL ATHLETES ARE AT RISK OF BECOMING ADDICTED TO PRESCRIPTION DRUGS

- 28.4% used medical opioids at least once over a three year period.
- 11% of high school athletes have used an opioid medication for nonmedical reasons.
- Nearly 25% of students who chronically use prescription opioids also use heroin.

WHAT ARE OPIOIDS?

Opioids are a powerful and addictive type of prescription painkiller that have similar chemical properties and addiction risks as heroin. While opioids may provide temporary relief, they do nothing to address the underlying injury and can have serious side effects.

These drugs may lead to: dependence, tolerance, accidental overdose, coma and death.

The most common prescribed opioid painkillers in West Virginia are:

- Oxycodone (OxyContin)
- Hydrocodone (Lortab and Vicodin)

HOW TO PROTECT YOUR CHILD

- Talk to your healthcare provider about alternative pain management treatment options (see below).

First-time prescription opioid users have a 64% higher risk of early death than patients who use alternative pain medication.
- If your child is prescribed an opioid painkiller, talk about the dangers of misusing medication, including overuse and medication sharing.
- Monitor your child's intake of prescription medication to ensure he/she is following dosage instructions.
- Safely dispose of any unused medication through a prescription drug drop box or a DEA Take-Back program.

NON-NARCOTIC PAIN MANAGEMENT ALTERNATIVES

Physical Therapy
Chiropractic
Massage Therapy
Acupuncture
Over-the-Counter Medication



New EMERGENCY ACTION PLAN New

127-2-15 Emergency Action Plan

15.1. On or before December 31, 2017, each member school shall adopt and submit to the West Virginia Secondary Schools Activities Commission (WVSSAC) an Emergency Action Plan (EAP) for athletics, designed to respond to athletic injuries that occur on school property during school-sponsored athletic practices and events.

15.2. Each EAP shall include:

15.2.1. Implementation of the EAP for every sport at every level. The EAP shall discuss how it is to be implemented with the participation of the school's principal and athletic director (if any), coaches, and athletes.

15.2.2. Training. The EAP shall include any necessary training for any person designated as responsible for any portion of the implementation of the EAP. Training may be in person or online, as may be available to the school.

15.2.3. Protocol for summoning emergency medical assistance. The EAP shall discuss how the school's sports teams will assign responsibility for summoning emergency medical assistance in the case of an emergency during a practice or event.

15.2.4. Protocol for beginning Cardiopulmonary Resuscitation (CPR). The EAP shall discuss how the school's sports teams will assign responsibility for beginning CPR in the event it is necessary. Each sports team must have individuals trained in CPR. The school shall provide proper training to any individual assigned responsibility for performing CPR.

15.2.5. Protocol for the use of Automated External Defibrillator (AED). The EAP must address how the school's sports teams will assign responsibility for retrieving and using an AED in the event it is necessary. Each sports team must be instructed on the location of the nearest AED to any practice or event facility. The school shall provide proper training to any individual assigned responsibility for using an AED.

15.2.6. Protocol for the treatment of heat stroke. The EAP must address how the school's sports teams will prepare for and treat heat stroke. Each sports team that practices outdoors must have available an emersion tub, water, ice, and towels, to be used for the treatment of heat stroke. The EAP must address how the school's sports teams will assign responsibility for obtaining these items and preparing them before a practice or game begins.

15.2.7. Written records. The EAP shall require that each of the school's sports teams assign responsibility for the items discussed above at the beginning of each season, and record those assignments on a written record, which record shall be retained by the sports team and the school.

15.2.8. Symptoms and risk factors for sudden cardiac arrest. The EAP shall require that schools train athletes, coaches, and volunteers about the symptoms and risk factors for sudden cardiac arrest.

15.2.9. Coordination with local Emergency Medical Systems. The EAP shall require that schools coordinate with their local EMS personnel, notifying EMS personnel of the availability of AEDs at the school, and notifying EMS personnel of the EAP adopted by the school.

15.2.10. Follow up and retraining. The EAP shall require that school sports teams that respond to an emergency incident meet to discuss their response after the incident has passed. Discussion shall center on the team's response to the incident, areas for improvement, any retraining that may be necessary, and any counseling that may be required for the individuals involved.

15.3. Schools may, but are not required to adopt the **Anyone Can Save a Life Program** (available at www.anyonecansavealife.org), which meets all of the requirements of this Rule, to be implemented as that schools EAP in compliance with this Rule.

15.4. Each EAP adopted pursuant to this Rule shall be provided to the County Board of Education, and shall be retained by the County Board of Education until the EAP is superseded by a revised EAP.